

ST - 23G

The ST - 23G, a high - sensitivity NPN silicon phototransistor mounted in a clear sidelooking package, is compact, low profile and easy to mount.

FEATURES

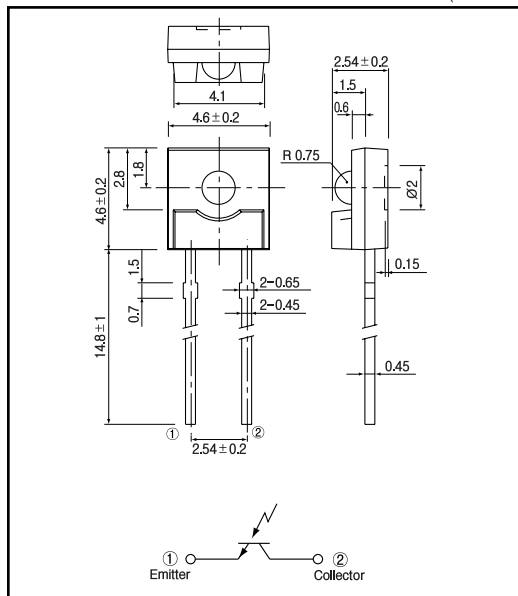
- Low profile package
- Compact
- Low - cost
- Sidelooking plastic package

APPLICATIONS

- Photointerrupters
- Optical switches

DIMENSIONS

(Unit : mm)



MAXIMUM RATINGS

(Ta=25)

Item	Symbol	Rating	Unit
C - E voltage	V_{CE0}	30	V
E - C voltage	V_{ECO}	6	V
Collector current	I_C	40	mA
Collector power dissipation	P_C	100	mW
Operating temp.	$T_{opr.}$	- 20 ~ + 100	
Storage Temp.	$T_{stg.}$	- 30 ~ + 100	
Soldering temp. *1	$T_{sol.}$	260	

*1. For MAX.5 seconds at the position of 2 mm from the package

ELECTRO-OPTICAL CHARACTERISTICS

(Ta=25)

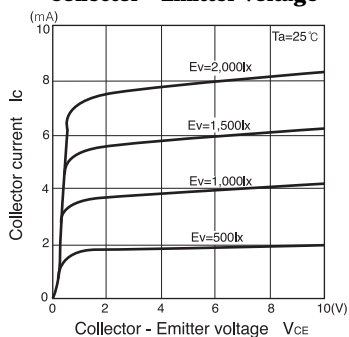
Item	Symbol	Conditions	Min.	Typ.	Max.	Unit.
Collector dark current	I_{CE0}	$V_{CE0} = 10V$		1	100	nA
Light current	I_L	$V_{CE} = 5V, 1,000lx^{-12}$	0.5	4.0	20	mA
C - E saturation voltage	$V_{CE(sat)}$	$I_C = 0.5mA, 2,000lx^{-12}$		0.2	0.4	V
Switching speeds	Rise time	$V_{CC} = 10V, I_C = 5mA, R_L = 100$		3.2		$\mu sec.$
	Fall time			4.8		$\mu sec.$
Spectral sensitivity				500 ~ 1,050		nm
Peak wavelength	λ_p			880		nm
Half angle				± 30		deg.

*2. Color temp. = 2856K standard Tungsten lamp

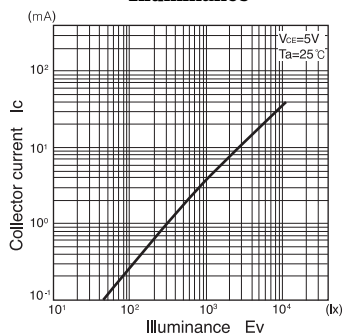
Photo transistors

ST - 23G

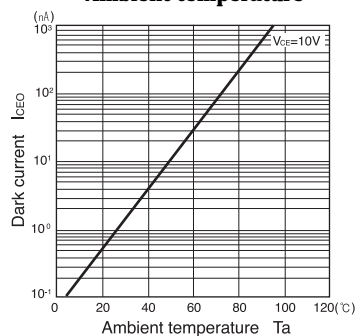
**Collector current Vs.
Collector - Emitter voltage**



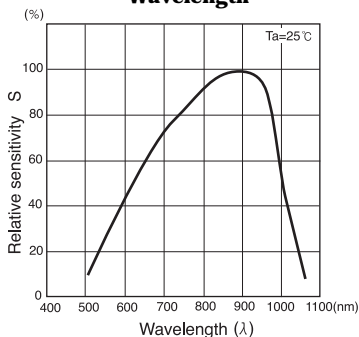
**Collector current Vs.
Illuminance**



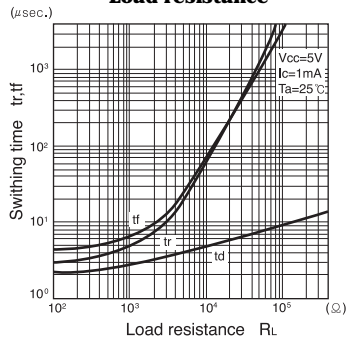
**Dark current Vs.
Ambient temperature**



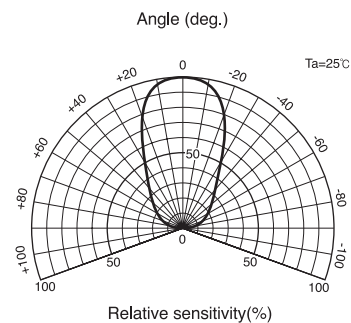
**Relative sensitivity Vs.
Wavelength**



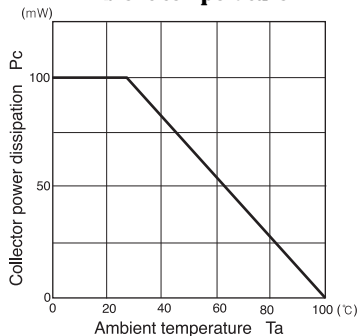
**Switching time vs.
Load resistance**



Radiant Pattern



**Collector power dissipation Vs.
Ambient temperature**



* Switching time measurement circuit

